



*More Open View  
to Create Bright Future*



**VIEW ELECTRONIC CO., LTD**

Add / Jiuhua Industrial Zone, Nantong, Jiangsu,China.

Tel / 86-0513-87909000

Mob / 86-18362106211

Web / [www.viewelec.com](http://www.viewelec.com)

Email / [eric.wang@viewelec.com](mailto:eric.wang@viewelec.com)

**PRODUCT CATALOG**



## COMPANY PROFILE

Established in 2010, View Electronic Co., Ltd is a high-tech and professional company, specialized in manufacturing of various ELED, DLED and Curved TV, with registered capital of 200.00 million RMB.

Headquarter located in Nantong Jiuhua industrial zone, Jiangsu province, covering an area of 70,000 square meters, with over 500 employees including professional technicians and engineers, as well as advanced Dust-free workshops and LED TV production line.

With 10 years rapid growth and now it has become one of the best LED TV suppliers in China, with annual production capacity of over 2 million sets which CBU/SKD/CKD, OEM/ODM are all available. View manufactures various of TV products including LED TV (23.6"-85"), solutions(ATV, DVB-T/C/T2/S2, ISDB-T, ATSC, SMART). Exclusive fashion ID designs and variety of chassis solutions are our strong superiority in

the fierce competition market. With outstanding products and service, our products are sold to all over the world including Middle East, Africa, Russia, Australia, New Zealand, Europe and South America, etc and enjoy a very good reputation from the clients.

View is committed to provide high quality products and services. We run the company strictly according to ISO9001:2015 Quality Control System, ISO14001:2015 Environment Management System and OHSAS 18001:2007 Occupational Health and Safety Management System. View products have passed international certifications and accreditations such as CE, CB, SASO, PAI, SAA etc.

Looking into the future, View is expanding into white goods including washing machine, Refrigerators and Air conditioners. We are making the efforts to create a world-class company in the industry of consumer electronics.






- MAX  
MAX SCREEN TV
- 4K  
3840x2160  
ULTRA HD
- SMART  
Smart TV Simple Operation
- Quad Core  
Faster multitasking, web browsing  
and APP downloading



# MAX SCREEN TV

MAX SCREEN TV, CINEMATIC WORLD CLOSE TO YOU



**UHD VS FHD**  
IT BRINGS YOU A INTEGRATED 4K WORLD



**TV+OS**  
A QUICKER AND EASIER SMART LIFE





# D9000 Series


Full Aluminium Frame



### Details Show



Unique metal stand with different color which is stable and reliable.



Full Aluminium frame with a luxury design.



Thin and slim design on concept of leading science and technology.

85"  
MAX SCREEN TV

4K  
3840x2160  
ULTRA HD

SMART  
Smart TV Simple Operation

x4  
Quad Core  
Faster multitasking, web browsing and APP downloading

ATV

DVBT2

DVBS2

ISDB-T

ATSC

HDMI

USB

### Technical Parameter

SIZE	Net Size (mm) (with stand)	Net Size (mm) (without stand)	Package Size (mm)(LxWxH)	Frame Width (mm)	Net Weight (kg)	Gross Weight (kg)	Loading quantity 40HQ
85	1940×295×1205	1940×87.5×1129	2135×240×1295	UP:38.8 L/R:33.8 DOWN:36.9	49	52	100




# D8000 Series



## Details Show



Unique metal stand with different color which is stable and reliable.



Super narrow bezel design, enjoy a large visual feast.



Thin and slim design on concept of leading science and technology.



## Technical Parameter

SIZE	Net Size (mm) (with stand)	Net Size (mm) (without stand)	Package Size (mm)(LxWxH)	Frame Width (mm)	Net Weight (kg)	Gross Weight (kg)	Loading quantity 40HQ
75	1684×296×1052	1684×87×976	1837×215×1157	UP/L/R:16 DOWN:30	35	38	145



# D7000 Series

OD20 Slim Model




Super slim design is more compatible with home decoration.

### Details Show



Unique metal stand with different color which is stable and reliable.



Super narrow bezel design, enjoy a large visual feast.



MAX SCREEN TV



ULTRA HD



Smart TV Simple Operation



Quad Core  
Faster multitasking, web browsing and APP downloading



### Technical Parameter

SIZE	Net Size (mm) (with stand)	Net Size (mm) (without stand)	Package Size (mm)(LxWxH)	Frame Width (mm)	Net Weight (kg)	Gross Weight (kg)	Loading quantity 40HQ
75	1684×289×1028	1684×85×965	1796×190×1040	UP/L/R:16 DOWN:19	39	42	150



- 5G  
The 5th generation wireless systems
- Frameless
- 4K  
3840x2160  
ULTRA HD
- SMART  
Smart TV Simple Operation
- Quad Core  
Faster multitasking, web browsing and APP downloading



# Frameless TV

Frameless Beauty, Fullview Display



### FullView Display

The effective viewing area accounts for more than 95%, Ultra-wide viewing angle.



### Multi-screen function

Mobile phones can connect with TV directly through WIFI, and share screens with TV



# F2600 Series



### Details Show



Black ●



Dark grey ●



Silver ●



Special stand design which is unique and exclusive.



Frameless



ULTRA HD



Smart TV Simple Operation



Quad Core  
Faster multitasking, web browsing  
and APP downloading



### Technical Parameter

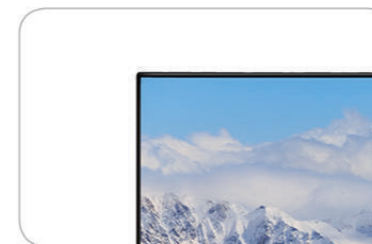
SIZE	Net Size (mm) (with stand)	Net Size (mm) (without stand)	Package Size (mm)(LxWxH)	frame width (mm)	NetWeight (kg)	Gross Weight (kg)	Loading quantity 40HQ
32	719×195×460	719×80×420	781×125×504	DOWN:17.2	3.4	4.4	1500
43	955×221×612	955×66×557	1019×136×624	DOWN:19.2	6.3	7.3	786
50	1111×221×696	1111×88×644	1178×138×724	DOWN:20	8.7	10.7	510



# F2700 Series



## Details Show



**FullView Display**  
The effective viewing area accounts for more than 95%, Ultra-wide viewing angle.



**HDR Technology**  
High dynamic Range image(HDR), compared with the ordinary images, it can make TV color and contrast ratio increase substantially and provide more Dynamic Range and image details.



Frameless



ULTRA HD



Smart TV Simple Operation



Quad Core  
Faster multitasking, web browsing and APP downloading



## Technical Parameter

SIZE	Net Size (mm) (with stand)	Net Size (mm) (without stand)	Package Size (mm)(LxWxH)	frame width (mm)	NetWeight (kg)	Gross Weight (kg)	Loading quantity 40HQ
43	963×200×597	963×90×559	1019×136×624	DOWN:17.4	6.6	7.6	786




# F2800 Series

OD 20 Slim model



### Details Show



Unique metal stand with different color which is stable and reliable.



Frameless aesthetic, limitless wonder. The TV design highlights the frameless panel and brings you a shocked and immersed visual experience.



Super slim design is more compatible with home decoration.



The 5th generation wireless systems



Frameless



ULTRA HD



Smart TV Simple Operation



Quad Core  
Faster multitasking, web browsing and APP downloading




### Technical Parameter

SIZE	Net Size (mm) (with stand)	Net Size (mm) (without stand)	Package Size (mm)(LxWxH)	frame width (mm)	NetWeight (kg)	Gross Weight (kg)	Loading quantity 40HQ
55	1227×253×768	1227X70X709	1310X135X780	DOWN:17.5	9.7	11.7	460




- Curved screen
- SMART  
Smart TV Simple Operation
- 4K  
3840x2160  
ULTRA HD
- Quad Core  
Faster multitasking, web  
browsing and APP downloading
- Design Award

# CURVED 4K SMART TV



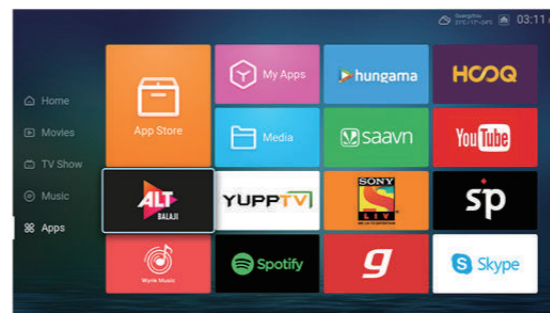
### Curved Screen

Makes picture performance vivid and true to life.



### 4K UHD TV

The definition is more than 2 times higher than the Full HD 1080p TV.



### Android Smart TV

With high version Android smart system and massive APPs.



# Q9000 Series



**Wider perspective**  
Wide vision and eye contact  
Let you watch as if you are immersive



**Multiple Stand**

Multiple options to meet diverse needs. Different shape stands are available.

**Curved design**

Different angles, different visual effects.


**Lighting logo**

Lighting logo makes your brand more brighting.



## Technical Parameter

SIZE	Net Size (mm) (with stand)	Net Size (mm) (without stand)	Package Size (mm)(LxWxH)	Frame Width (mm)	Net Weight (kg)	Gross Weight (kg)	Loading quantity 40HQ
55	1244×232×755	1244×121×721	1380×225×816	UP/L/R:16 DOWN:22	18	20	255
65	1450×272×895	1450×142×843	1620×230×980	UP/L/R:16 DOWN:24	21	25	145









# ULED TV

Ultra slim ULED TV is all about its lightsome appearance.



## Bezel-less design

Thin borders and a bigger screen.



## Ultra slim

A lightsome appearance.



Ultra slim



All Aluminum Alloy Frame



Smart TV Simple Operation



ULTRA HD



Quad Core  
Faster multitasking, web  
browsing and APP downloading



## U8000 Series



### Technical Parameter

SIZE	Net Size (mm) (with stand)	Net Size (mm) (without stand)	Package Size (mm)(LxWxH)	Frame Width (mm)	Net Weight (kg)	Gross Weight (kg)	Loading quantity 40HQ
43	960×193×612	960×40×550	1015×110×644	UP/L/R:6 DOWN:11	11.5	12.5	1000

## U9000 Series




### Technical Parameter

SIZE	Net Size (mm) (with stand)	Net Size (mm) (without stand)	Package Size (mm)(LxWxH)	Frame Width (mm)	Net Weight (kg)	Gross Weight (kg)	Loading quantity 40HQ
50	1180×193×695	1180×40×642	1255×158×778	UP/L/R:6 DOWN:13	15.6	18.5	450



## DLED TV

Enjoy TV time when family gather together.  
The TV role in modern life is far more than a display.





# D1900 Series

43" 50" 55" 65"




### Details Show



Special decoration plate and logo design



Super narrow bezel design, enjoy a large visual feast.



### Technical Parameter

SIZE	Net Size (mm) (with stand)	Net Size (mm) (without stand)	Package Size (mm)(LxWxH)	Frame Width (mm)	Net Weight (kg)	Gross Weight (kg)	Loading quantity 40HQ
43	969×192×609	969×83×565	1019×136×624	UP/L/R:13 DOWN:20	7.6	8.85	786
50	1123×243×705	1123×84×655	1178×138×724	UP/L/R:13 DOWN:22	11	13	510
55	1240×249×771	1240×85×720	1310×135×780	UP/L/R:14 DOWN:22	14	16	460
65	1459×333×917	1459×89×843	1540×162×938	UP/L/R:14 DOWN:23	23	25	216



# D1800 Series

43" 50" 55" 65"




### Details Show



Unique stand with different color which is stable and reliable.



Lighting logo optional





Super narrow bezel design, enjoy a large visual feast.

### Details Show



Unique stand with different color which is stable and reliable.



Super narrow bezel design, enjoy a large visual feast.

### Technical Parameter

SIZE	Net Size (mm) (with stand)	Net Size (mm) (without stand)	Package Size (mm)(LxWxH)	Frame Width (mm)	Net Weight (kg)	Gross Weight (kg)	Loading quantity 40HQ
43	969×192×609	969×83×565	1019×136×624	UP/L/R:13 DOWN:20	7.5	9	786
50	1123×243×705	1123×84×655	1178×138×724	UP/L/R:13 DOWN:22	11	13	510
55	1240×249×771	1240×85×720	1310×135×780	UP/L/R:14 DOWN:22	14	16	460
65	1459×333×917	1459×89×843	1540×163×925	UP/L/R:14 DOWN:23	23	25	216





# D1700 Series

Metal brush

24" 32" 43" 50" 55"



# D1700 Series

Piano finish


32" 43" 50" 55"



## Details Show



Unique stand with different color which is stable and reliable.



Super narrow bezel design, enjoy a large visual feast.



Lighting logo optional.



## Technical Parameter

SIZE	Net Size (mm) (with stand)	Net Size (mm) (without stand)	Package Size (mm)(LxWxH)	Frame Width (mm)	Net Weight (kg)	Gross Weight (kg)	Loading quantity 40HQ
24	553×167×365	553×68×331	607×112×400	UP/L/R:14.6 DOWN:20.6	3	3.9	2500
32	731×192×475	731×81×433	781×125×504	UP/L/R:14.1 DOWN:20.4	4.5	5.5	1500
43	969×192×609	969×83×565	1019×136×624	UP/L/R:13 DOWN:20	7.5	9	786
50	1123×243×705	1123×84×655	1178×138×724	UP/L/R:13 DOWN:22	11	13	510
55	1240×249×771	1240×85×720	1310×135×780	UP/L/R:14 DOWN:22	14	16	460




# D1701 Series

Metal brush

32" 43" 50" 55"



### Details Show



Unique stand with different color which is stable and reliable.

Super narrow bezel design, enjoy a large visual feast.

Lighting logo optional


# D1701 Series

Piano finish

32" 43" 50" 55"



### Details Show



Super narrow bezel design, enjoy a large visual feast.

Lighting logo optional




### Technical Parameter

SIZE	Net Size (mm) (with stand)	Net Size (mm) (without stand)	Package Size (mm)(LxWxH)	Frame Width (mm)	Net Weight (kg)	Gross Weight (kg)	Loading quantity 40HQ
32	731×192×475	731×81×433	781×125×504	UP/L/R:14.1 DOWN:20.4	4.5	5.5	1500
43	969×192×609	969×83×565	1019×136×624	UP/L/R:13 DOWN:20	7.5	9	786
50	1123×243×705	1123×84×655	1178×138×724	UP/L/R:13 DOWN:22	11	13	510
55	1240×249×771	1240×85×720	1310×135×780	UP/L/R:14 DOWN:22	14	16	460



# D1600 Series

Metal brush  
65"



### Details Show



Unique stand with different color which is stable and reliable.



Super narrow bezel design, enjoy a large visual feast.



Lighting logo optional



### Technical Parameter

SIZE	Net Size (mm) (with stand)	Net Size (mm) (without stand)	Package Size (mm)(LxWxH)	Frame Width (mm)	Net Weight (kg)	Gross Weight (kg)	Loading quantity 40HQ
65	1459×333×903	1459×89×843	1540×163×925	UP/L/R:14 DOWN:23	23	25	216



# D1500 Series


39.5" 43" 45"



### Details Show



Unique stand with different color which is stable and reliable.



Super narrow bezel design, enjoy a large visual feast.



Lighting logo optional



### Technical Parameter

SIZE	Net Size (mm) (with stand)	Net Size (mm) (without stand)	Package Size (mm)(LxWxH)	Frame Width (mm)	Net Weight (kg)	Gross Weight (kg)	Loading quantity 40HQ
39.5	908×215×579	908×83×524	1010×138×630	UP/L/R:15 DOWN:24	6.5	7.5	800
43	970×220×612	970×70×562	1020×147×652	UP/L/R:13 DOWN:20	8	9.5	740
45	1015×210×635	1015×86×582		UP/L/R:13.5 DOWN:21	5.6	7	700



Temper glass TV  
D1501 Series



Details Show



Unique stand with different color which is stable and reliable.



Super narrow bezel design, enjoy a large visual feast.



Lighting logo optional



Technical Parameter

SIZE	Net Size (mm) (with stand)	Net Size (mm) (without stand)	Package Size (mm)(LxWxH)	Frame Width (mm)	Net Weight (kg)	Gross Weight (kg)	Loading quantity 40HQ
32	730×179×469	730×77×430	792×134×500	UP/L/R:16 DOWN:21	5.5	6.5	1350
43	970×220×612	970×70×562	1020×147×652	UP/L/R:13 DOWN:20	9.5	11	740



# Temper glass TV D1300 Series


OD 20 Slim model



### Details Show



Unique stand with different color which is stable and reliable.



Super narrow bezel design, enjoy a large visual feast.



Thin and slim design on concept of leading science and technology



### Technical Parameter

SIZE	Net Size (mm) (with stand)	Net Size (mm) (without stand)	Package Size (mm)(LxWxH)	Frame Width (mm)	Net Weight (kg)	Gross Weight (kg)	Loading quantity 40HQ
50	1123×243×705	1123×84×655	1178×138×724	UP/L/R:13 DOWN:22	11	13	510
55	1249×267×791	1249×72×726	1365×152×849	UP/L/R:19 DOWN:25	21.5	23	450



# Soundbar TV S1000 Series


32" 43" 50" 55" 65"



### Details Show



Unique stand with different color which is stable and reliable.



Super narrow bezel design, enjoy a large visual feast.



Soundbar design, perfect sound effect.



### Technical Parameter

SIZE	Net Size (mm) (with stand)	Net Size (mm) (without stand)	Package Size (mm)(LxWxH)	Frame Width (mm)	Net Weight (kg)	Gross Weight (kg)	Loading quantity 40HQ
32	728×214×474	728×68×431	794×137×510	UP/L/R:12 Down:19	3.4	5.5	1250
43	970×220×612	970×70×562	1020×147×652	UP/L/R:13 DOWN:20	8	9.5	740
50	1131×235×749	1131×93×697	1224×156×805	UP/L/R:16 DOWN:27	13.5	15	500
55	1250×308×781	1250×92×729	1321×163×805	UP/L/R:19.6 Down:27.5	14.9	18.9	378
65	1462×308.6×900.8	1462×73.8×848.3	1532×145×930	UP/L/R:16.1 Down:27.3	20	25	235



# Soundbar TV S2000 Series


32" 43" 50" 55"




### Details Show



Unique stand with different color which is stable and reliable.



Super narrow bezel design, enjoy a large visual feast.



Soundbar design, Excellent sound quality.



### Technical Parameter

SIZE	Net Size (mm) (with stand)	Net Size (mm) (without stand)	Package Size (mm)(LxWxH)	Frame Width (mm)	Net Weight (kg)	Gross Weight (kg)	Loading quantity 40HQ
32	731×192×475	731×81×433	781×125×504	UP/L/R:14.1 DOWN:20.4	4.5	5.5	1500
43	969×192×609	969×83×565	1019×136×624	UP/L/R:13 DOWN:20	7.5	9	786
50	1123×243×705	1123×84×655	1178×138×724	UP/L/R:13 DOWN:22	11	13	510
55	1240×249×771	1240×85×720	1310×135×780	UP/L/R:14 DOWN:22	14	16	460



## DTV Specs sheet(DVB-T/C/T2/S2)

SIZE SYSTEM&FEATURES	32"	39"	43"	50"	55"	65"
DTV Video System	PAL,SECAM,NTSC, DVB-T/C/T2/S2	PAL,SECAM,NTSC, DVB-T/C/T2/S2	PAL,SECAM,NTSC, DVB-T/C/T2/S2	PAL,SECAM,NTSC, DVB-T/C/T2/S2	PAL,SECAM,NTSC, DVB-T/C/T2/S2	PAL,SECAM,NTSC, DVB-T/C/T2/S2
DTV Sound System	DK/BG/I/M	DK/BG/I/M	DK/BG/I/M	DK/BG/I/M	DK/BG/I/M	DK/BG/I/M
OSD LANGUAGE	English,French, Russian,Arabic, Farsi,etc	English,French, Russian,Arabic, Farsi,etc	English,French, Russian,Arabic, Farsi,etc	English,French, Russian,Arabic, Farsi,etc	English,French, Russian,Arabic, Farsi,etc	English,French, Russian,Arabic, Farsi,etc
NUMBER OF CHANNELS	236	236	236	236	236	236
SPEAKER	2×8W	2×8W	2×8W	2×8W	2×8W	2×8W
COMB FILTER	3D	3D	3D	3D	3D	3D
HD / FHD	HD	FHD	FHD	FHD	FHD	FHD
STEREO	YES	YES	YES	YES	YES	YES
TELETEXT	1000 pages	1000 pages	1000 pages	1000 pages	1000 pages	1000 pages
SLEEP TIMER	YES	YES	YES	YES	YES	YES
<b>CONNECTORS</b>						
RF Input(Analog / DVB-T)	1	1	1	1	1	1
AV Output(Video,Audio L/R)	NO	NO	NO	NO	NO	NO
AV input(Video,Audio L/R)	1	1	1	1	1	1
Component (Y PB PR or Y Cb Cr)	1	1	1	1	1	1
VGA(D-Sub 15pin)	1	1	1	1	1	1
HDMI	1	2	2	2	2	2
PC AUDIO	1	1	1	1	1	1
USB2.0 (Picture / Music / Movie)	1	2	2	2	2	2
<b>CABINET</b>						
Loading quantity(40HQ)	1050	650	680	426	378	240

## ATV Specs sheet

SIZE SYSTEM&FEATURES	32"	39"	43"	50"	55"	65"
ATV Video System	PAL,SECAM,NTSC	PAL,SECAM,NTSC	PAL,SECAM,NTSC	PAL,SECAM,NTSC	PAL,SECAM,NTSC	PAL,SECAM,NTSC
ATV Sound System	DK/BG/I/M	DK/BG/I/M	DK/BG/I/M	DK/BG/I/M	DK/BG/I/M	DK/BG/I/M
OSD LANGUAGE	English,French, Russian,Arabic, Farsi,etc	English,French, Russian,Arabic, Farsi,etc	English,French, Russian,Arabic, Farsi,etc	English,French, Russian,Arabic, Farsi,etc	English,French, Russian,Arabic, Farsi,etc	English,French, Russian,Arabic, Farsi,etc
NUMBER OF CHANNELS	236	236	236	236	236	236
SPEAKER	2×8W	2×8W	2×8W	2×8W	2×8W	2×8W
COMB FILTER	3D	3D	3D	3D	3D	3D
HD / FHD	HD	FHD	FHD	FHD	FHD	FHD
STEREO	YES	YES	YES	YES	YES	YES
TELETEXT	1000 pages	1000 pages	1000 pages	1000 pages	1000 pages	1000 pages
SLEEP TIMER	YES	YES	YES	YES	YES	YES
<b>CONNECTORS</b>						
RF Input(Analog / DVB-T)	1	1	1	1	1	1
AV Output(Video,Audio L/R)	NO	NO	NO	NO	NO	NO
AV input(Video,Audio L/R)	1	1	1	1	1	1
Component (Y PB PR or Y Cb Cr)	1	1	1	1	1	1
VGA(D-Sub 15pin)	1	1	1	1	1	1
HDMI	1	2	2	2	2	2
PC AUDIO	1	1	1	1	1	1
USB2.0 (Picture / Music / Movie)	1	2	2	2	2	2
<b>CABINET</b>						
Loading quantity(40HQ)	1050	650	680	426	378	240